



2016

ANNUAL REPORT



OUR MISSION

To provide equal access to quality health care to all persons regardless of age, sex, color, ethnicity, national origin, or ability to pay.

OUR VISION

To be a model of excellence in patient satisfaction in community and migrant health care and a community leader in initiating and developing collaborative relationships.

Greg Brandenburg, CEO

CBHA BOARD OF DIRECTORS

Chair

Mike Garza

Vice Chair

Janelle Andersen

Secretary

Dora Beraza

Treasurer

Joe Montemayor

Everett Cole

Maxine Taylor

Maria Rosales

Enrique Miron

Martin Gallardo

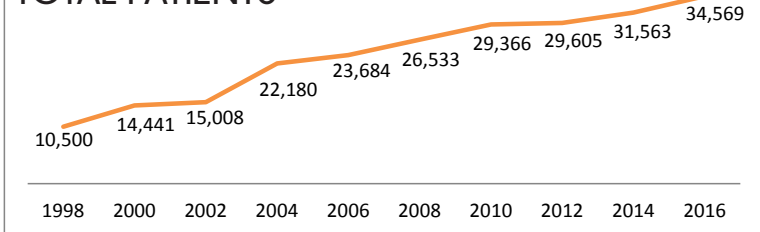
Debbie Buss

Pete Perez

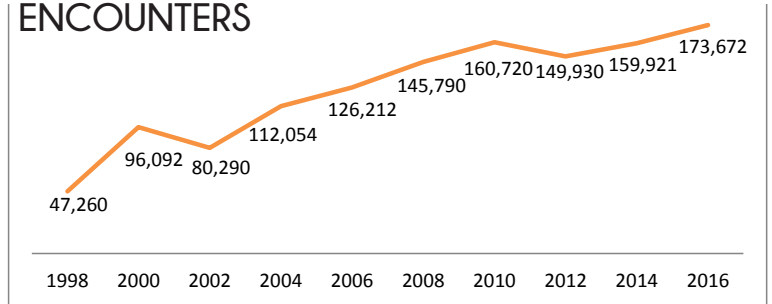


2016 GROWTH

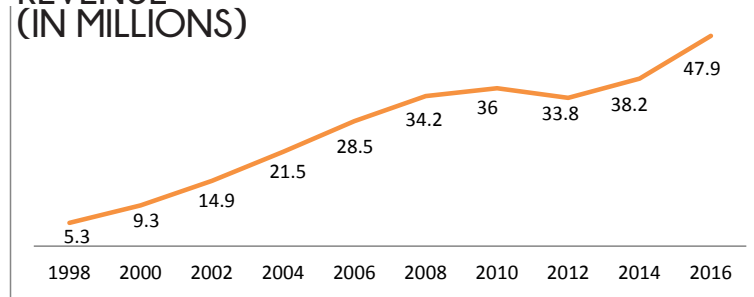
TOTAL PATIENTS



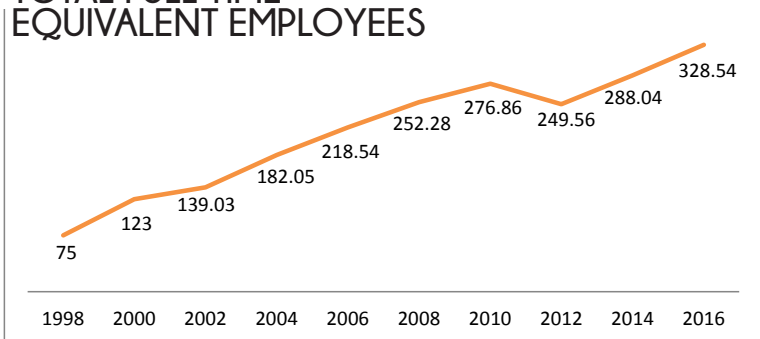
TOTAL PATIENT ENCOUNTERS



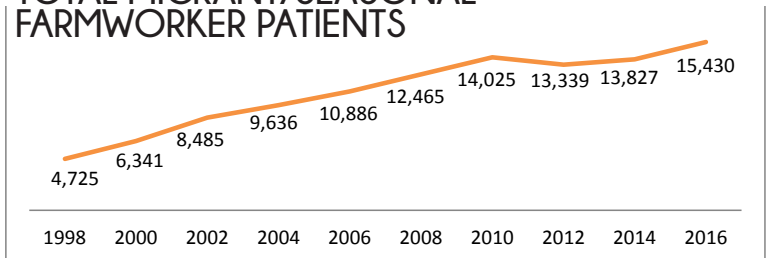
REVENUE (IN MILLIONS)



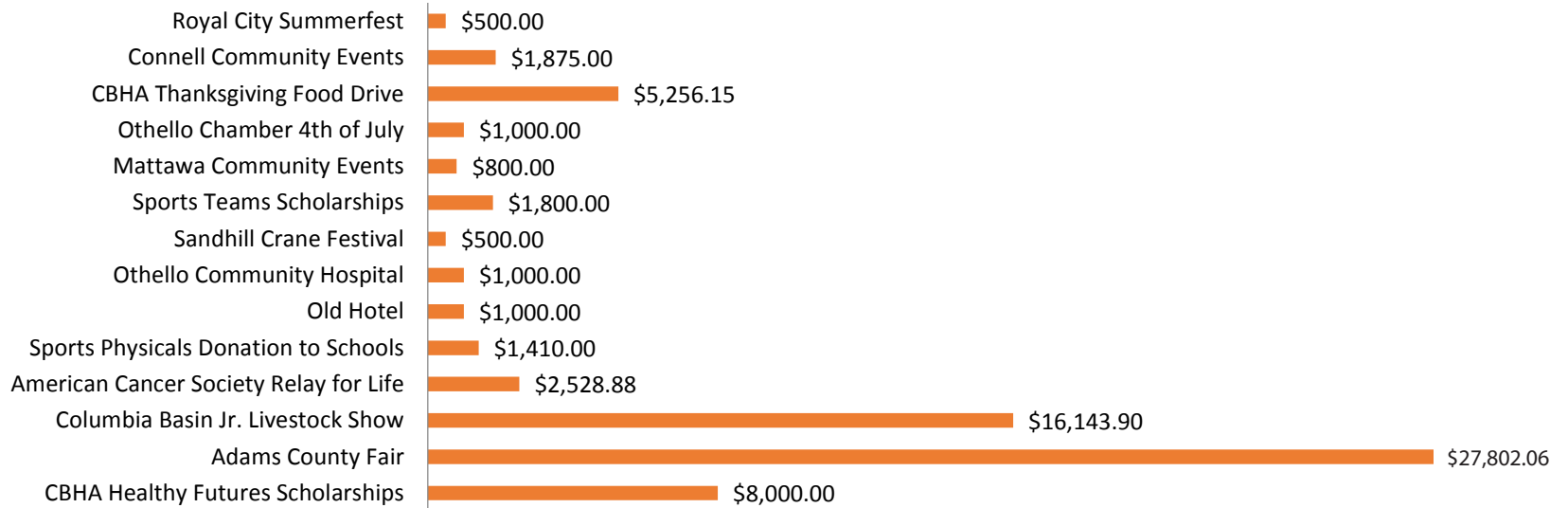
TOTAL FULL TIME EQUIVALENT EMPLOYEES



TOTAL MIGRANT/SEASONAL FARMWORKER PATIENTS

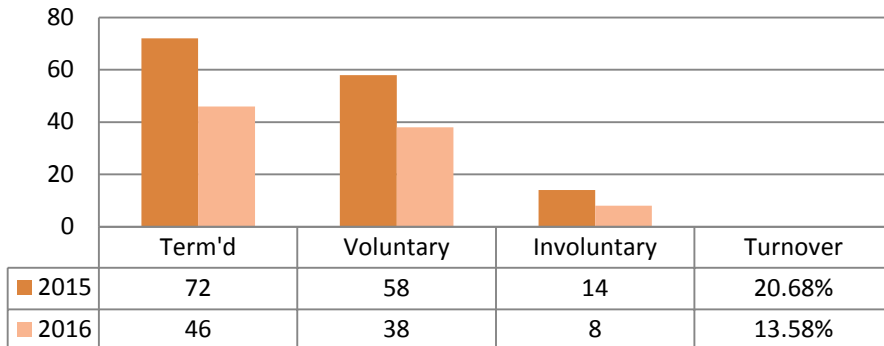


COMMUNITY SUPPORT - \$71,654.99



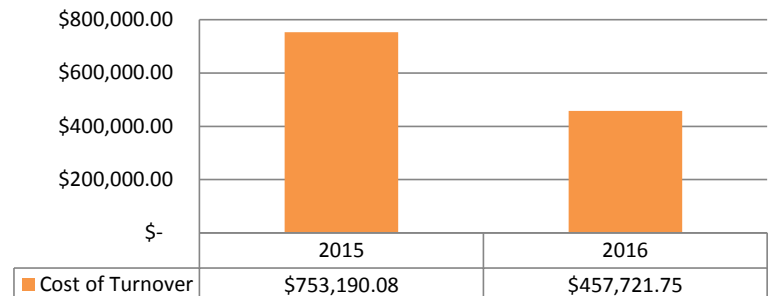
STAFF TURNOVER

Decrease total staff turnover to less than 18% in Fiscal Year 2016

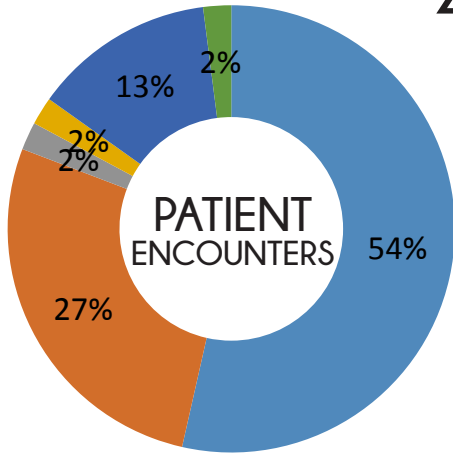


COST OF TURNOVER

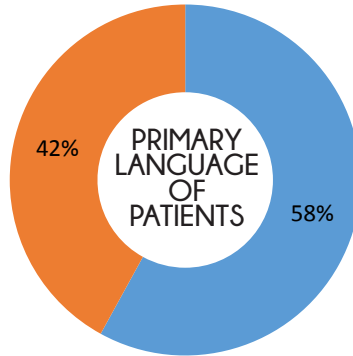
Calc. @ 25% of Salary



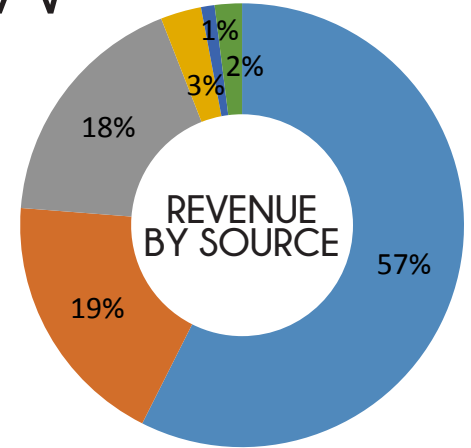
2016 OVERVIEW



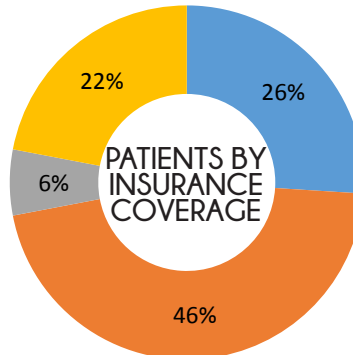
- Medical
- Dental
- Mental Health
- Other Professional
- Enabling
- Vision Services



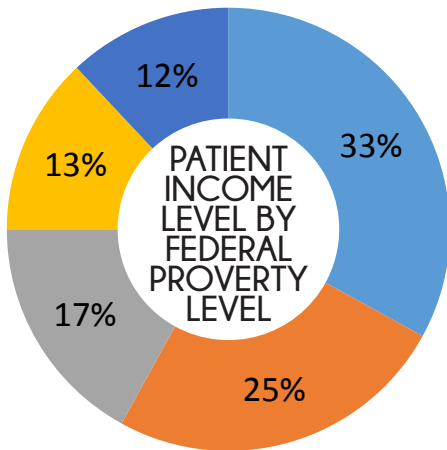
- Language other than English
- English



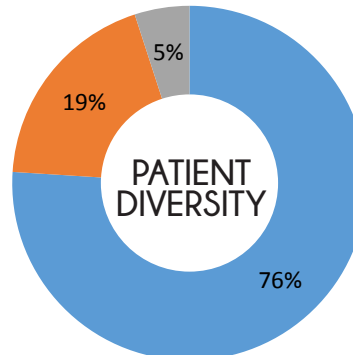
- Net Patient Service
- Premium Revenue
- Primary Federal Grant Revenue
- Other Fed and State Revenue
- Other Revenue
- Investment Income



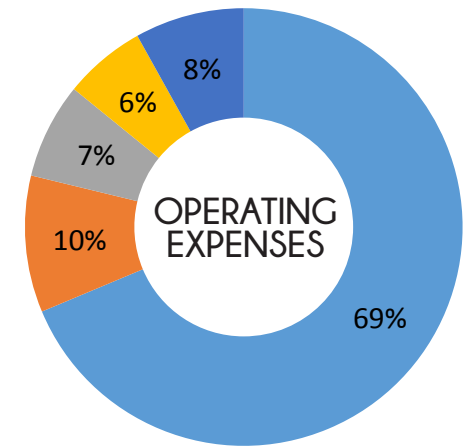
- Uninsured
- Medicaid
- Medicare
- Private



- 100% or Below
- 101-150%
- 151-200%
- Over 200%
- Unknown



- Hispanic/Latino
- Non-Hispanic/Latino
- Other



- Wages and Benefits
- Supplies
- Professional Services
- Occupancy
- Other Expenses

PROVIDERS OF THE YEAR

Jessica Smith, PharmD

Dr. Randel Bunch



SUPERVISOR OF THE YEAR

Jonathan Madera



EMPLOYEE OF THE YEAR

Alma Alvarez



ALL THE CARE YOU NEED UNDER ONE ROOF



Family Medicine

Behavioral Health

WIC Nutrition Program



Lab & X-Ray

EyeCare

OB/GYN



Pediatrics

Dental Care

Pharmacy



Transportation | Interpretive Services | Specialist Referrals

Othello Family Clinic

140 E. Main | Othello, WA | (509) 488-5256

Medial Hours:

M-F: 8am - 8pm
F: 8am - 6pm

Dental Hours:

M-F: 7am - 6pm

EyeCare Hours:

M, W-F: 8am - 5pm
T: 10am - 7pm

Pharmacy Hours:

M-Th: 9am - 7pm
F: 9am - 6pm

Wahluke Family Clinic

601 Government Way | Mattawa, WA | (509) 932-3535

Medial Hours:

M-F: 9am - 6pm

Dental Hours:

M-F: 7:30am - 5:30pm

EyeCare Hours:

M-F: 9am - 5pm

Pharmacy Hours:

M-F: 10am - 6pm

Connell Family Clinic

1051 S. Columbia Ave. | Connell, WA | (509) 234-0866

Medial Hours:

M-F: 9am - 5pm

Dental Hours:

M-F: 7am - 6pm

EyeCare Hours:

M-F: 9am - 5pm

Pharmacy Hours:

M-F: 9am - 5pm

14th Ave. Medical & Dental Center

475 N. 14th Ave. | Othello, WA | (509) 488-6644

Medial Hours:

M-F: 8am - 5pm

Dental Hours:

M-F: 7am - 6pm